

Exchange Carts

EC Series	116
ECD Series	116
ECD7/ECE7 Series	119
ECDS Series	117
ECDT Series	118
ECE Series	116
ECES Series	117
ECET Series	119
ECS Series	117
ECT Series	118

Carts

Basket	125
Catheter Procedure	124
Catheter Storage	123
Inhalation Therapy	122
Linen	122
Mail	122
Patient Article Carts/Accessories	120
Stainless Steel Case	114-115
Sterile Wrap	123
Suture	121
Wire Basket Utility	124

Steril-Eze® Surgical Case Carts

Open	125
Open Wire	125

More Healthcare

Cart Covers	128
Double-Sided Bin-Holder Rails	130
Foot Stools	121
I.V. Stands	120
Instrument Tables	127
Mobile Garment Racks	127
Plate Casters	120
Shower Benches	126
Stainless Steel Overlays	130
Storage Bins	129
Surgical Scrub Sinks	126



Kanban Supply Storage Carts

product announcement **EG8097**



patented
QuadTruss®
design

(Patent #5,390,803)

Patented QuadTruss® Design
makes shelves up to 25% stronger and
provides a retaining ledge for increased
strength and product retention.

**Consult factory for
additional configurations.**

- Six wire reverse mat shelves each contain a lip on all sides to ensure bins stay in place. Each shelf accommodates two rows of 14¾" (375mm)-deep bins (see photo at left).
- Shelf slanted for ease of sliding supply bins forward, and for greater visibility of contents.
- 68" (1727mm) overall height includes 63" (1600mm)-high 1" (25mm) diameter posts, and 5" (127mm)-diameter swivel casters—two with brake.
- Shelves and posts feature chrome finish.

FEATURES:

Freight class is 70.0.

width x length in. mm	bin capacity per shelf			model #
	bin size: 14-3/4" x 5-1/2" x 5"	bin size: 14-3/4" x 8-1/4" x 7"	bin size: 14-3/4" x 16-1/2" x 7"	
30" x 36" 914 x 914	12	8	4	ELKB-3036-C
30" x 48" 914 x 1219	12	10	4	ELKB-3048-C

Optional Supply Bins

width		length		height		model #
in.	mm	in.	mm	in.	mm	
14¾"	375	5½"	140	7"	178	KB-234-BL
14¾"	375	8¼"	210	7"	178	KB-240-BL
14¾"	375	16½"	419	7"	178	KB-250-BL



Stainless Steel Closed Case Carts

see spec sheet **EG8091**



single-width cart



double-width cart

FEATURES:

- Type 300 series stainless steel construction.
- 16-gauge stainless steel top.
- 18-gauge stainless steel cabinet.
- Double-panel reinforced door(s) with integrated weep holes to promote drainage.
- Features also include bumpers, letter-size document holder, and push handle.
- Carts offered in single or double width.

Freight class is 92.5.

Contact Factory For Pricing.

STEP 1: Select cart body.

Single-Width Carts

overall dimensions width x length x height* in. mm		cabinet outer dimensions width x length x height in. mm		model #
30" x 29" x 31½"	762 x 737 x 801	24¾" x 24" x 21¾"	629 x 610 x 553	ELCSC-1
30" x 29" x 40½"	762 x 737 x 1029	24¾" x 24" x 30¾"	629 x 610 x 782	ELCSC-2
30" x 29" x 57½"	762 x 737 x 1461	24¾" x 24" x 47¾"	629 x 610 x 1213	ELCSC-3

Double-Width Carts

overall dimensions width x length x height* in. mm		cabinet outer dimensions width x length x height in. mm		model #
30" x 46" x 57½"	762 x 1168 x 1461	24¾" x 39" x 47¾"	629 x 610 x 1213	ELCSC-4
30" x 46" x 40½"	762 x 1168 x 1029	24¾" x 39" x 30¾"	629 x 610 x 782	ELCSC-5

Extended Double-Width Cart

overall dimensions width x length x height* in. mm		cabinet outer dimensions width x length x height in. mm		model #
30" x 55" x 40½"	762 x 1397 x 1029	24¾" x 49" x 30¾"	629 x 1245 x 782	ELCSC-6

* Heights include 6" (152mm) -diameter casters. See Step 2 below for casters.

STEP 2: Select set of four casters.


Add suffix at end of cart model number. Example: ELCSC-1-SW.

description	add suffix
6"-diameter, stainless steel—(2) swivel, (2) with brake	-SWB
6"-diameter, stainless steel—(1) swivel, (1) with brake, (2) swivel lock	-SWBL


Consult factory for other configurations available.

STEP 3: Select internal shelves.

shelf description	FOR SINGLE-WIDE CARTS model #	FOR DOUBLE-WIDE CARTS model #	FOR EXTENDED DOUBLE-WIDE CARTS model #
perforated shelf	ELCSCS-P	ELCSCD-P	ELCSCE-P
wire shelf	ELCSCS-W	ELCSCD-W	ELCSCE-W
solid shelf	ELCSCS-S	ELCSCD-S	ELCSCE-S



perforated shelf




wire shelf



Stainless Steel Closed Case Carts...some of our advantages

WHAT WE HAVE:

Shelf slides with stainless high-temperature bearings for better mobility




perforated shelf shown with slides

WHAT THEY HAVE: Friction slides



left slide




right slide




WHAT WE HAVE:

Interlocking cabinet design with stainless steel interchangeable chassis and square tubing



interchangeable chassis



bottom and all side panels interlock to form square tubing

WHAT THEY HAVE:

Angle frame or unibody, which will warp over time.

WHAT WE HAVE:

6"-diameter casters for better maneuverability



swivel caster

swivel lock caster

WHAT THEY HAVE:

5"-diameter casters

WHAT WE HAVE...

Unmatched replaceability of individual components!

WHAT THEY HAVE...

If a component goes bad, entire cart must be replaced!

Exchange Carts

see spec sheet **EG05.09A**

Meets all requirements for supply exchange in any healthcare environment.

patented QuadTruss[®] design
(Patent #5,390,803)

Patented QuadTruss[®] Design makes shelves up to 25% stronger and provides a retaining ledge for increased strength and product retention.

- Chrome-plated posts are grooved and are numbered on one-inch increments, enabling shelving to be adjusted up and down.
- Open-wire construction reduces dust and contamination build-up.
- Five chrome-plated wire shelves.
- With various shelving configurations, caster styles, accessory packages, and a number of sizes, these carts are the ultimate in versatility!

FEATURES:

Freight class is 70.0.



#EC2160C

EC Series

5" (127mm) resilient stem casters (two with brake). Six plastic label holders. 69" (1753mm) overall height.

shelf width x length		weight		cubic	model #
in.	mm	lbs.	kg	feet	
21" x 48"	533 x 1219	93	42.2	6.3	EC2148C
21" x 60"	533 x 1524	114	51.7	7.3	EC2160C
24" x 48"	610 x 1219	106	48.1	6.8	EC2448C
24" x 60"	610 x 1524	131	59.4	8.3	EC2460C



#ECD2448C

ECD Series

6" (152mm) polyurethane casters (two with brake). Chrome dolly frame with wraparound bumper. 6" (152mm) deep tote boxes with dividers. Shelf dividers. Six plastic label holders. One slide assembly. 70" (1778mm) overall height.

shelf width x length		weight		cubic	# of tote	# of shelf	model #
in.	mm	lbs.	kg	feet	boxes	dividers	
21" x 48"	533 x 1219	123	55.8	9.9	2	2	ECD2148C
21" x 60"	533 x 1524	146	66.2	12.2	2	3	ECD2160C
24" x 48"	610 x 1219	163	73.9	19.6	2	2	ECD2448C
24" x 60"	610 x 1524	188	85.3	19.6	2	3	ECD2460C



#ECE2448C

ECE Series

8" (203mm) polyurethane casters (two with brake). Chrome dolly frame with wraparound bumper. Side and back enclosure panels. Slide assemblies. 6" (152mm) deep tote boxes with box dividers. Shelf dividers. 12 plastic label holders. 72" (1829mm) overall height.

shelf width x length		weight		cubic	# of tote	# of shelf	# of super	model #
in.	mm	lbs.	kg	feet	boxes	dividers	slides	
21" x 48"	533 x 1219	160	72.6	20.3	2	4	1	ECE2148C
21" x 60"	533 x 1524	185	83.9	25.2	4	6	2	ECE2160C
24" x 48"	610 x 1219	178	80.7	23.5	2	4	1	ECE2448C
24" x 60"	610 x 1524	203	92.1	34.8	4	6	2	ECE2460C

Exchange Carts

see spec sheet **EG05.09A EG05.09B**

Meets all requirements for supply exchange in any healthcare environment.

patented QuadTruss[®] design
(Patent #5,390,803)

Patented QuadTruss[®] Design makes shelves up to 25% stronger and provides a retaining ledge for increased strength and product retention.

FEATURES:

- Chrome-plated posts are grooved and are numbered on one-inch increments, enabling shelving to be adjusted up and down.
- Open-wire construction reduces dust and contamination build-up.
- Four chrome-plated wire shelves.
- With various shelving configurations, caster styles, accessory packages, and a number of sizes, these carts are the ultimate in versatility!

Freight class is 70.0.

ECS Series

5" (127mm) resilient stem casters (two with brake). One stainless steel solid shelf. Six plastic label holders. 69" (1753mm) overall height.

shelf width x length		weight		cubic	model #
in.	mm	lbs.	kg	feet	
21" x 48"	533 x 1219	158	71.6	6.3	ECS2148C
21" x 60"	533 x 1524	183	83.0	7.3	ECS2160C
24" x 48"	610 x 1219	173	78.5	6.8	ECS2448C
24" x 60"	610 x 1524	193	87.5	8.3	ECS2460C



#ECS2160C

ECDS Series

6" (152mm) polyurethane casters (two with brake). One stainless steel solid shelf. Chrome dolly frame with wraparound bumper. One slide assembly. 6" (152mm) deep tote boxes with box dividers. Shelf dividers. Six plastic label holders. 70" (1778mm) overall height.

shelf width x length		weight		cubic	# of tote	# of shelf	model #
in.	mm	lbs.	kg	feet	boxes	dividers	
21" x 48"	533 x 1219	185	83.9	15.8	2	2	ECDS2148C
21" x 60"	533 x 1524	200	90.7	19.2	2	3	ECDS2160C
24" x 48"	610 x 1219	192	87.1	15.8	2	2	ECDS2448C
24" x 60"	610 x 1524	218	98.9	19.2	2	3	ECDS2460C



#ECDS2160C

ECES Series

8" (203mm) polyurethane casters (two with brake). One stainless steel solid shelf. Chrome dolly frame with wraparound bumper. Side and back enclosure panels. Slide assemblies. 6" (152mm) deep tote boxes with box dividers. Shelf dividers. 12 plastic label holders. 72" (1829mm) overall height.

shelf width x length		weight		cubic	# of tote	# of shelf	# of super	model #
in.	mm	lbs.	kg	feet	boxes	dividers	slides	
21" x 48"	533 x 1219	160	72.6	20.3	2	4	1	ECES2148C
21" x 60"	533 x 1524	185	83.9	25.2	4	6	2	ECES2160C
24" x 48"	610 x 1219	178	80.7	23.5	2	4	1	ECES2448C
24" x 60"	610 x 1524	203	92.1	34.8	4	6	2	ECES2460C



#ECES2160C

Exchange Carts

see spec sheet **EG05.09B** **EG05.09C**

patented
QuadTruss®
design
(Patent #5,390,803)

Patented QuadTruss® Design
makes shelves up to 25% stronger and provides a retaining ledge for increased strength and product retention.

Meets all requirements for supply exchange in any healthcare environment.

With various shelving configurations, caster styles, accessory packages, and a number of sizes, these exchange carts are the ultimate in versatility.

FEATURES:

- Chrome-plated posts are grooved and are numbered on one-inch increments, enabling shelving to be adjusted up and down.
- Open-wire construction reduces dust and contamination build-up.
- Four chrome-plated wire shelves.
- Choice of chrome-plated wire or stainless steel solid fifth shelf.

Freight class is 70.0.



#ECT2160C

ECT Series

5" (127mm) resilient stem casters (two with brake). One slide assembly. Two 6" (152mm) deep tote boxes with box dividers. Six plastic label holders. 69" (1753mm) overall height.

shelf width x length		weight		cubic feet	# of tote boxes	shelves	model #
in.	mm	lbs.	kg				
21" x 60"	533 x 1524	166	75.3	11.6	2	5-wire	ECT2160C
21" x 60"	533 x 1524	191	86.6	11.6	2	4-wire, 1-solid	ECTS2160C
24" x 60"	610 x 1524	181	82.1	11.6	2	5-wire	ECT2460C
24" x 60"	610 x 1524	206	93.4	11.6	2	4-wire, 1-solid	ECTS2460C



#ECDS2160C

ECDS Series

6" (152mm) polyurethane casters (two with brake). Chrome dolly frame with wraparound bumper. Three slide assemblies. Six tote boxes with box dividers. Three shelf dividers. Six plastic label holders. 70" (1778mm) overall height.

shelf width x length		weight		cu ft	tote boxes			shelves	model #
in.	mm	lbs.	kg		3" (76mm)	6" (152mm)	9" (229mm)		
21" x 60"	533 x 1524	231	104.7	26.6	1	4	1	5-wire	ECDS2160C
21" x 60"	533 x 1524	241	109.3	26.6	1	4	1	4-wire, 1-solid	ECDS2160C
24" x 60"	610 x 1524	246	111.6	26.6	1	4	1	5-wire	ECDS2460C
24" x 60"	610 x 1524	256	116.1	26.6	1	4	1	4-wire, 1-solid	ECDS2460C

Exchange Carts

see spec sheet **EG05.09C**

patented
QuadTruss®
design
(Patent #5,390,803)

Patented QuadTruss® Design
makes shelves up to 25% stronger and provides a retaining ledge for increased strength and product retention.

Meets all requirements for supply exchange in any healthcare environment.

With various shelving configurations, caster styles, accessory packages, and a number of sizes, these exchange carts are the ultimate in versatility.

- FEATURES:**
- Chrome-plated posts are grooved and are numbered on one-inch increments, enabling shelving to be adjusted up and down.
 - Open-wire construction reduces dust and contamination build-up.
 - Four chrome-plated wire shelves.
 - Choice of chrome-plated wire or stainless steel solid fifth shelf.

Freight class is 70.0.



ECET Series

6" (152mm) polyurethane casters (two with brake). Chrome dolly frame with wraparound bumper. Side and back enclosure panels. Three slide assemblies. Six tote boxes with box dividers. 12 plastic label holders. 72" (1829mm) overall height.

shelf width x length in. mm	weight lbs. kg	cu ft	tote boxes 3" (76mm)	tote boxes 6" (152mm)	tote boxes 9" (229mm)	shelves	model #
21" x 60" 533 x 1524	250 113.4	29.6	1	4	1	5-wire	ECET2160C
21" x 60" 533 x 1524	260 117.9	29.6	1	4	1	4-wire, 1-solid	ECETS2160C
24" x 60" 610 x 1524	262 118.8	29.6	1	4	1	5-wire	ECET2460C
24" x 60" 610 x 1524	272 123.4	29.6	1	4	1	4-wire, 1-solid	ECETS2460C

ECD7/ECE7 Series

8" (203mm) polyurethane casters (two with brake). Choice of three shelf dividers or side and back enclosure panels. Three slide assemblies. Seven tote boxes with snap on card holders and box dividers. 12 plastic label holders. Chrome dolly frame with wraparound bumper. 72" (1829mm) overall height.

shelf width x length in. mm	weight lbs. kg	cu ft	tote boxes 3" (76mm)	tote boxes 6" (152mm)	shelves	other	model #
24" x 60" 610 x 1524	226 102.5	19.6	2	5	5-wire	shelf dividers	ECD72460C
24" x 60" 610 x 1524	236 107.0	19.6	2	5	4-wire, 1-solid	shelf dividers	ECD7S2460C
24" x 60" 610 x 1524	250 113.4	28.8	2	5	5-wire	enclosure panels	ECE72460C
24" x 60" 610 x 1524	260 117.9	28.8	2	5	4-wire, 1-solid	enclosure panels	ECE7S2460C



I.V. Stands

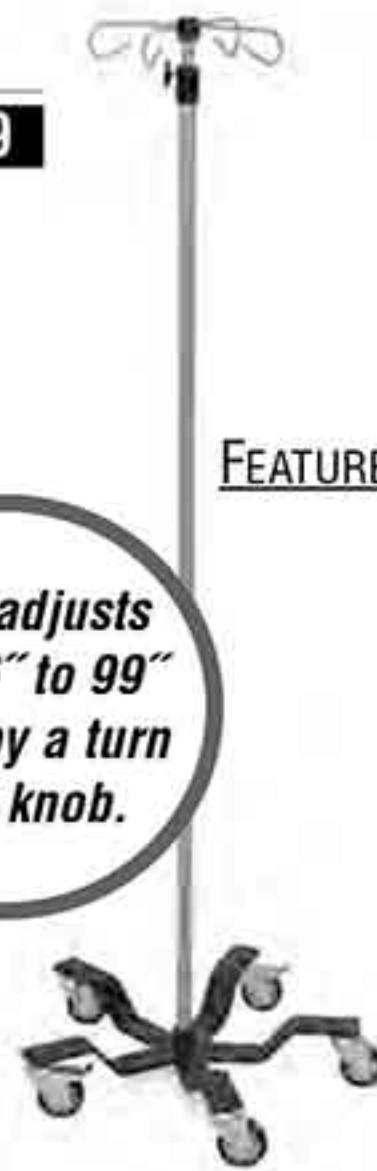
see product announcement **EG05.19**

description	weight		cu	model #
	lbs.	kg		
with black epoxy coated top	28	12.7	2.7	IV-1
with blue epoxy coated top	28	12.7	2.7	IV-2
with green epoxy coated top	28	12.7	2.7	IV-3
with red epoxy coated top	28	12.7	2.7	IV-4

Accessories for I.V. Stands

description	weight		model #
	lbs.	kg	
patient handle & accessory tray	3	1.4	380401
two-cylinder holder	5	2.3	380402
electrical strip	4	1.8	380403
wire basket	4	1.8	380404

Easily adjusts from 66" to 99" height by a turn of the knob.



FEATURES:

- 16 gauge type 304 stainless steel 1" (25mm)-diameter pole.
- Heavy carbon steel five-leg base with epoxy finish.
- 3" (76mm) swivel casters with chrome-plated hood and rubber tread—two with brake.
- Four-hook top. All stainless steel finish.

Freight class is 70.0.



#380401



#380402



#380404


Patient Article Carts

see spec sheet **EG05.10**

FEATURES:

- 24" (610mm) long coat hanger tube and 12 rods.

Freight class is 92.5.



PCH model shown

	length		weight		cu	intermediate shelf length		style	# of dividers	# of bin markers	model #
	in.	mm	lbs.	kg		in.	mm				
24" width (610mm)	48"	1219	103	46.7	13.6	24"	610	standard	8	12	PC2448-C
	60"	1524	126	57.2	18.2	36"	914	standard	12	16	PC2460-C
	48"	1219	166	75.8	24.8	24"	610	heavy duty	8	12	PCH2448-C
	60"	1524	188	85.3	25.4	36"	914	heavy duty	12	16	PCH2460-C

Patient Article Cart Covers - Freight class 70.0

shelf width x length		post height		weight		cu	uncoated w/zipper		coated w/zipper	
in.	mm	in.	mm	lbs.	kg		model #	model #		
24" x 48"	610 x 1219	63"	1600	4	1.8	0.5	CZ-63-2448	CZC-63-2448		
24" x 60"	610 x 1524	63"	1600	5	2.3	0.6	CZ-63-2460	CZC-63-2460		

Accessories for Patient Article Carts - Freight class 70.0

description	weight		cubic	model #
	lbs.	kg		
8" (203mm) divider	1.8	0.8	0.5	SD24-C
rod (includes 4 fastening tabs)	0.5	0.2	0.4	R63-C
plastic label holder	—	—	—	A204331
24" x 24" (610 x 610mm) chrome shelf	9.5	4.3	0.8	2424C
24" x 36" (610 x 914mm) chrome shelf	13.6	6.2	0.8	2436C

Polyurethane Plate Casters

see spec sheet **EG01.05B**

Freight class is 65.0.

(•) MTS (made to stock) / () MTO (made to order)

type	capacity		wheel diameter		wheel face		weight		cu	EAGLEbrite® zinc model #
	lbs.	kg	in.	mm	in.	mm	lbs.	kg		
swivel	600	272.1	6"	152	2"	51	9.0	4.1	0.5	CPS6P-600 •
brake	600	272.1	6"	152	2"	51	9.0	4.1	0.5	CPB6P-600 •
rigid	600	272.1	6"	152	2"	51	9.0	4.1	0.5	CPR6P-600
swivel	700	317.5	8"	203	2"	51	10.5	4.8	1.0	CPS8P-700
brake	700	317.5	8"	203	2"	51	10.5	4.8	1.0	CPB8P-700
rigid	700	317.5	8"	203	2"	51	10.5	4.8	1.0	CPR8P-700



with brake

Suture Carts

see spec sheet **EG05.08**



- 18" (457mm) width.
- Four or five specially designed, adjustable slanted shelves for quick and easy access to sutures.
- Shelves adjust up to 30° slant.
- Open-wire construction.
- All models include three dividers per shelf.
- 5" (127mm) casters, two of which have brakes, are chrome-plated with polyurethane tread.
- All components are chrome-plated.

FEATURES:

Freight class is 70.0.

(•) MTS (made to stock) / () MTO (made to order)

4-Shelf Units

	length		post height		weight		cu	model #
	in.	mm	in.	mm	lbs.	kg	ft	
18" width	36"	914	54"	1372	62	28.1	2.5	SCH1836C-4
(457mm)	48"	1219	54"	1372	66	29.9	3.5	SCH1848C-4

5-Shelf Units

	length		post height		weight		cu	model #
	in.	mm	in.	mm	lbs.	kg	ft	
18" width	36"	914	63"	1600	73	33.1	3.5	SCH1836C-5
(457mm)	48"	1219	63"	1600	81	36.7	5.3	SCH1848C-5

Options for Suture Carts - Freight class is 30.0.
Customize your unit to suit any application.

length	weight	cubic	description	model #
in.	lbs.	feet		
36"	3	1.0	3 shelf add-on	SCH1836C
48"	5	1.8	4 shelf add-on	SCH1848C
18"	1	0.3	divider	M18C •

Suture Cart Covers...

shelf width x length	post height	weight	cu	...White Coated Nylon*		...White Uncoated Polyester	
				with zipper	with velcro	with zipper	with velcro
in. mm	in. mm	lbs. kg	ft	model #	model #	model #	model #
18" x 36" 457 x 914	54" 1372	3 1.4	1	CZC-54-1836 245	CVC-54-1836 253	CZ-54-1836 142	CV-54-1836
18" x 48" 457 x 1219	54" 1372	4 1.8	1	CZC-54-1848 253	CVC-54-1848 267	CZ-54-1848 158	CV-54-1848
18" x 36" 457 x 914	63" 1600	3 1.4	1	CZC-63-1836 249	CVC-63-1836 263	CZ-63-1836 150	CV-63-1836
18" x 48" 457 x 1219	63" 1600	4 1.8	1	CZC-63-1848 261	CVC-63-1848 270	CZ-63-1848 159	CV-63-1848

* White-coated nylon covers are fire-retardant.

Foot Stools

see spec sheet **EG05.04**



**300-lb.
Weight capacity!**

FEATURES:

- Single-step foot stool.
- All-welded construction.
- Flared legs with rubber tips.
- Non-slip rubber mat.
- Chrome or stainless steel finish.

Freight class is 85.0.

width x length x height	weight	cubic	finish	model #
in. mm	lbs. kg	feet		
11 1/4" x 14 1/4" x 9"	8 3.6	1.0	stainless steel	SFS16S
11 1/4" x 14 1/4" x 9"	10 4.5	1.0	chrome	SFS14C

Linen Carts

see spec sheet **EG05.02**



STANDARD FEATURES:

- Four chrome-plated wire shelves.
- One solid stainless steel shelf.
- Chrome-plated 63" (1600mm) posts.
- 5" (127mm) resilient stem casters (two with brake).
- Donut bumpers.

HEAVY DUTY FEATURES:

- Four chrome-plated wire shelves.
- One solid stainless steel shelf.
- Chrome-plated dolly frame with wraparound bumper.
- 6" (152mm) polyurethane casters (two with brake).
- Side and back enclosure panels.
- Chrome plated posts, aluminum split sleeves.
- Locking hardware.

Freight class is 70.0.

Heavy Duty Linen Cart

*width x length		weight		cubic	model #
in.	mm	lbs.	kg	feet	
24" x 60"	610 x 1524	240	108.9	29	LCD2460C

* Shelf width x length. Dolly is 29 1/4" width x 64 1/2" length (756 x 1648mm).

Standard Duty Linen Cart

*width x length		weight		cubic	model #
in.	mm	lbs.	kg	feet	
24" x 60"	610 x 1524	190	86.2	8.3	LC2460C

* Shelf width x length. Dolly is 29 1/4" width x 64 1/2" length (756 x 1648mm).

Mail Cart

see spec sheet **EG05.04**



Designed to handle internal/external mail distribution.

FEATURES:

- 5" (127mm) swivel casters on front.
- 10" (254mm) rigid roller-bearing casters on rear.
- Nickel-chrome finished.
- 1" (25mm) tubular frame.
- 11" (279mm) height top basket for files.
- 7" (178mm) height bottom basket for boxes.

Freight class is 70.0.

overall width x length x height			weight		cubic	model #
in.	mm	in.	mm	lbs.	kg	
28" x 47" x 38 1/2"	711 x 1194 x 978	60	27.2	6.0		MC-1

Inhalation Therapy Cart

see spec sheet **EG05.12**



patented
QuadTruss®
design
(Patent #5,390,803)

Patented QuadTruss® Design makes shelves up to 25% stronger and provides a retaining ledge for increased strength and product retention.

FEATURES:

- Bottom shelf, handles and trussed frames are chrome plated.
- Cylinder racks are 5/16" (8mm) in diameter with 4 1/2" x 4 1/2" (114 x 114mm) openings for gas cylinders.
- Racks accommodate twelve D or E cylinders and are plastisol coated.
- Cart design conforms to NFPA-99.
- Aluminum split sleeves and four UL recognized 5" (127mm) conductive casters.

Freight class is 70.0.

(•) MTS (made to stock) / () MTO (made to order)

width x length x height			weight		cubic	model #
in.	mm	in.	mm	lbs.	kg	
20" x 27" x 31 1/2"	508 x 686 x 1016	41	19	3.5		GCC1•

Catalog Section 5

Sterile Wrap Carts

see spec sheet **EG05.05**



- FEATURES:**
- Chrome bottom shelf.
 - Channel frame - chrome.
 - Post material are chrome.
 - 5" (127mm) swivel casters with poly tread.

Freight class is 70.0.

(•) MTS (made to stock) / () MTO (made to order)

width x length x height		weight		cubic	model #
in.	mm	lbs.	kg	feet	
24" x 48" x 68"	610 x 1219 x 1727	83	37.6	7.6	SWC2448C
24" x 60" x 68"	610 x 1524 x 1727	94	42.6	8.3	SWC2460C

Sterile Wrap Cart Covers

shelf width x length		post height		weight		cu	uncoated	coated
in.	mm	in.	mm	lbs.	kg	ft	model #	model #
24" x 48"	610 x 1219	63"	1600	4	1.8	0.4	CZ-63-2448	CZC-63-2448
24" x 48"	610 x 1219	63"	1600	4	1.8	0.4	CV-63-2448	CVC-63-2448
24" x 60"	610 x 1524	63"	1600	5	2.3	0.4	CZ-63-2460	CZC-63-2460
24" x 60"	610 x 1524	63"	1600	5	2.3	0.4	CV-63-2460	CVC-63-2460

NOTE: In model numbers, "Z" stands for zipper and "V" for velcro enclosures

Additional Support Bars

Freight class is 50.0.

length		weight		cu	model #
in.	mm	lbs.	kg	ft	
48"	1219	2.7	1.2	0.1	SB48
60"	1524	3.4	1.5	0.2	SB60

NEW Catheter Storage Carts

product announcement **EG8094**

	length		# of slides	# of hooks per slide	chrome
	in.	mm			model #
18" width (457mm)	36"	914	6	5	ELCTH-1836C
	48"	1219	7	5	ELCTH-1848C
	60"	1524	10	5	ELCTH-1860C
	72"	1829	13	5	ELCTH-1872C
21" width (533mm)	36"	914	6	6	ELCTH-2136C
	48"	1219	7	6	ELCTH-2148C
	60"	1524	10	6	ELCTH-2160C
	72"	1829	13	6	ELCTH-2172C
24" width (610mm)	36"	914	6	7	ELCTH-2436C
	48"	1219	7	7	ELCTH-2448C
	60"	1524	10	7	ELCTH-2460C
	72"	1829	13	7	ELCTH-2472C

Catheter Storage Cart Covers

White coated nylon, with velcro fasteners.

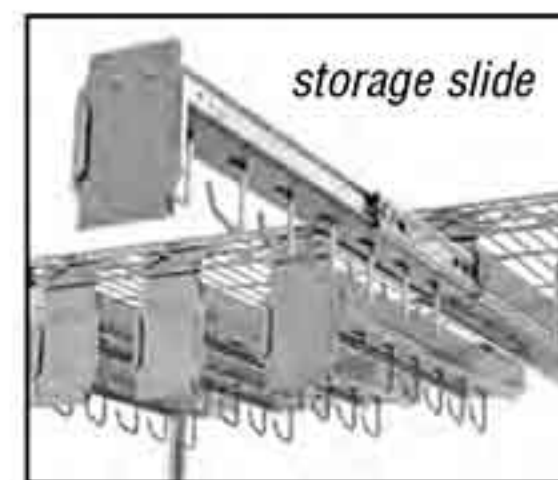
	length		model #
	in.	mm	
18" width (457mm)	36"	914	CVC-74-1836
	48"	1219	CVC-74-1848
	60"	1524	CVC-74-1860
	72"	1829	CVC-74-1872
21" width (533mm)	36"	914	CVC-74-2136
	48"	1219	CVC-74-2148
	60"	1524	CVC-74-2160
	72"	1829	CVC-74-2172
24" width (610mm)	36"	914	CVC-74-2436
	48"	1219	CVC-74-2448
	60"	1524	CVC-74-2460
	72"	1829	CVC-74-2472

Optional Additional Single Storage Slides

fits shelves	model #
18" (457mm) front-to-back	ELCTH-18
21" (533mm) front-to-back	ELCTH-21
24" (610mm) front-to-back	ELCTH-24

- FEATURES:**
- Catheter storage slides hang from underside of top shelf.
 - Each slide accommodates 5 to 7 catheters.
 - Card holder featured on front of each slide.
 - Intermediate three-sided truss frame.
 - Four 5"-diameter swivel casters, two with brake, with resilient tread and donut bumpers.
 - 80" (203mm) total height.
 - Chrome finish.

Freight class is 70.0.



#ELCTH-2436C

Catheter Procedure Carts

see spec sheet **EG05.03**



model #CPC6024D



model #CPC48B

Capable of holding a variety of sizes and styles of catheter packages.

FEATURES:

- All components are adjustable.
- Support bars are readily removable.
- Hooks, boxes, slides, bins, and wire ledges included with appropriate models.
- 5" (127mm) swivel casters with polyurethane tread, two with brakes.
- 73" (1854mm) height.

Freight class is 70.0.

(*) MTS (made to stock) / () MTO (made to order)

patented
QuadTruss®
design

(Patent #5,390,803)

Patented QuadTruss® Design

makes shelves up to 25% stronger and provides a retaining ledge for increased strength and product retention.

Combination-Style Carts with 36" (914mm) Side Shelves and four 24" (610mm) Bars

	length		weight		cubic	# of hooks	maximum	max.	tote	super	ledges	model #
	in.	mm	lbs.	kg	feet	included	# of hooks per bar	# of boxes	slides	bins		
24" width	60"	1524	146	66.2	15.0	16	5	N/A	N/A	N/A	N/A	CPC6036
<i>(610mm)</i>	60"	1524	174	78.9	17.8	16	5	2	1	6	6	CPC6036D

Combination-Style Carts with 24" (610mm) Side Shelves and four 36" (914mm) Bars

	length		weight		cubic	# of hooks	maximum	max.	tote	super	ledges	model #
	in.	mm	lbs.	kg	feet	included	# of hooks per bar	# of boxes	slides	bins		
24" width	60"	1524	149	67.6	9.8	24	9	N/A	N/A	N/A	N/A	CPC6024
<i>(610mm)</i>	60"	1524	162	73.5	18.6	24	9	2	1	6	6	CPC6024D

Bulk Storage Carts with four 48" (1219mm) Bars

width	length	weight		cubic	# of hooks	maximum	max.	tote	super	ledges	model #	
	in.	mm	lbs.	kg	feet	# of hooks per bar	# of boxes	slides	bins			
24" (610mm)	48"	1219	82	37.2	8.7	32	13	N/A	N/A	6	6	CPC48B

Bulk Storage Carts with four 60" (1524mm) Bars

width	length	weight		cubic	# of hooks	maximum	max.	tote	super	ledges	model #	
	in.	mm	lbs.	kg	feet	# of hooks per bar	# of boxes	slides	bins			
24" (610mm)	60"	1524	101	45.8	7.4	40	17	N/A	N/A	6	6	CPC60B

Wire Basket Utility Carts ^(NSF)

spec sheet **EG01.35**



FEATURES:

- Includes swivel stem casters with bumpers and two push handles.
- 36½" (927mm) overall cart height.

Freight class is 70.0.

description	weight		model #
	lbs.	kg	
1 chrome basket shelf, 1 chrome standard shelf	31	14.1	WBC1836C-1B1W
2 chrome basket shelves	32	14.5	WBC1836C-2B

Basket Carts



see spec sheet **EG05.04**

Collapsible X-frame is ideal for mail, pharmacy, lab, medical records and other small tasks.

FEATURES:

- Maneuvers easily and quietly on 3" (76mm) swivel casters with rubber tread.
- Tubular, chrome plated frame.
- Poly-coated wire baskets and basket support.

Freight class is 70.0.

width x length x height in. mm	weight lbs. kg	cubic feet	description	model #
18" x 26" x 37" 457 x 661 x 940	26 11.8	12.0	cart with (2) 6" baskets	BC18
18" x 26" x 37" 457 x 661 x 940	27 12.2	12.0	cart with (1) 6" and (1) 12" basket	BC18-1

Baskets for Basket Carts - Poly-coated white wire baskets.

width x length x height in. mm	weight lbs. kg	cubic feet	model #
14 1/4" x 24 1/2" x 6" 362 x 620 x 152	5.5 2.5	1.8	A203895
14 1/4" x 24 1/2" x 12" 362 x 620 x 305	6.5 3.0	2.8	A203929

Steril-Eze® Open Surgical Case Carts

see spec sheet **EG05.15**



FEATURES:

- Adjustable shelves.
- All type 304 stainless steel.
- Hemmed safety edges.
- 5" (127mm) swivel casters with polyurethane tread, two with brakes.

Freight class is 92.5.

(•) MTS (made to stock) / () MTO (made to order)

width x length x height in. mm	weight lbs. kg	cu ft	description	model #
24" x 36" x 36" 610 x 914 x 914	89 40.4	3.8	open surgical case cart	OSCC2436
24" x 48" x 36" 610 x 1219 x 914	118 53.5	3.8	open surgical case cart	OSCC2448
12" x 20" x 4" 305 x 508 x 102	6 2.7	4.9	optional drawer	A204178

Steril-Eze® Open Wire Surgical Case Carts

see spec sheet **EG05.17**



patented QuadTruss® design
(Patent #5,390,803)

Patented QuadTruss® Design makes shelves up to 25% stronger and provides a retaining ledge for increased strength and product retention.

FEATURES:

- Wire shelves.
- Tote boxes & slides.
- Enclosure panels.
- Stainless steel finish.
- 5" (127mm) swivel casters with polyurethane tread, two with brakes.

Freight class is 70.0.

(•) MTS (made to stock) / () MTO (made to order)

width x length x height* in. mm	weight lbs. kg	description	model #
24" x 24" x 60 1/4" 610 x 610 x 1530	88 39.9	4 wire shelves, 1 tote box	OCC2424S
24" x 48" x 60 1/4" 610 x 1219 x 1530	130 59.0	4 wire shelves, 2 tote boxes	OCC2448S

* Height includes casters.

Mobile Garment Racks

see spec sheet **EG01.28**



Convenient storage or transportation of lab coats, uniforms, or garments.

- Top shelf for hats or flat items.
- Bottom shelf (*shelves*) for drying shoes or boots.
- 74" (1880mm) height on stationary units,
- 80" (2032mm) height on mobile units.
- 5" (127mm) polyurethane tread casters.

FEATURES:

Freight class is 70.0.

(•) MTS (*made to stock*) / () MTO (*made to order*)

width x length x height in. mm	weight lbs. kg	cubic feet	description	model #
18" x 36" x 80" 457 x 914 x 2032	48 21.8	2.2	unit as shown	UR1836C
18" x 36" x 80" 457 x 914 x 2032	64 29.0	2.2	same, plus 1 solid shelf	URS1836C
18" x 48" x 80" 457 x 1219 x 2032	52 23.6	2.6	unit as shown	UR1848C
18" x 48" x 80" 457 x 1219 x 2032	72 32.7	2.6	same, plus 1 solid shelf	URS1848C
18" x 60" x 80" 457 x 1524 x 2032	58 26.3	3.2	unit as shown	UR1860C
18" x 60" x 80" 457 x 1524 x 2032	82 37.2	3.2	same, plus 1 solid shelf	URS1860C

Optional Wire Shelves

width x length in. mm	weight lbs. kg	cubic feet	model #
18" x 36" 457 x 914	9 4.1	0.7	1836C
18" x 48" 457 x 1219	12 5.5	0.9	1848C
18" x 60" 457 x 1524	17 7.7	1.2	1860C

Optional Open Loop Hangers

weight lbs. kg	cubic feet	chrome model #	list	stainless steel model #	electropolished model #
0.4 0.2	0.3	OLH-C•	14	OLH-S•	OLH-EP

Optional Closed Loop Hangers

weight lbs. kg	cubic feet	chrome model #	list	stainless steel model #	electropolished model #
0.4 0.2	0.3	CLH-C	14	CLH-S	CLH-EP

Replacement Coat Hanger Tubes

Freight class is 50.0.

length in. mm	weight lbs. kg	cubic feet	model #
24" 610	1.5 0.7	0.1	CH24
30" 762	1.7 0.8	0.1	CH30
36" 914	2.2 1.0	0.1	CH36
42" 1067	2.7 1.2	0.1	CH42
48" 1219	3.2 1.5	0.1	CH48
54" 1372	3.5 1.6	0.2	CH54
60" 1524	3.8 1.7	0.2	CH60

Instrument Tables

see spec sheet **EG05.01**



All Welded Assembly.

- Top surface, undershelf, and legs are heavy gauge type 304 stainless steel.
- Edges of the top are safety hemmed.
- 1" (25mm) diameter tubular legs with 4" (102mm) diameter swivel casters.
- 34" (864mm) overall height.

FEATURES:

Freight class is 70.0.

width x length in. mm	weight lbs. kg	cu ft	with H-frame model #	with undershelf model #
16" x 20" 406 x 508	25 11.3	6.3	ITT1620	ITU1620
16" x 30" 406 x 762	30 13.6	9.5	ITT1630	ITU1630
18" x 34" 457 x 864	33 15.0	12.1	ITT1834	ITU1834
20" x 36" 508 x 914	36 16.3	14.2	ITT2036	ITU2036
20" x 48" 508 x 1219	47 21.3	18.9	ITT2048	ITU2048
24" x 36" 610 x 914	39 17.7	17.0	ITT2436	ITU2436
24" x 46" 610 x 1168	50 22.7	21.8	ITT2446	ITU2446
24" x 58" 610 x 1473	59 26.8	37.4	ITT2458	ITU2458