

Cleanroom + Lab Solutions

Stainless Steel Countertops

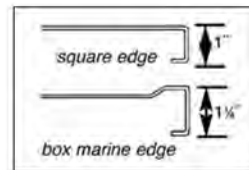


Countertops

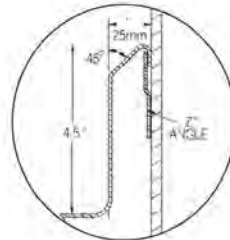
- 16 or 14 gauge, type 304 or 316 stainless steel available
- Standard front edge Square or Box Marine, unless otherwise specified.
- Standard height of back and end splashes is 4½", unless otherwise specified.
- Either a mechanical hairline seam or field welded joint available per your specifications. Maximum length without seam is 144". Length is reduced by 5½" for each end splash that may be required. Complete field welding and finishing services are available at additional expense.
- Fabricated sink bowls available in most any size and depth with single or multiple compartments. Specify your requirements: Type 304 or 316 stainless steel, drain size and location, overflow hole if required.
- For backsplash mounted faucets, splash will need to be at least 2" deep for plumbing access, holes for deck mounted faucets are typically centered 1¼" from the edge of sink bowl.
- Both L-shaped and U-shaped tops are available per your drawings.
 - Corners are mitered and factory welded.
 - Maximum size without field joint provisions fits 101" x 96" trailers for ground shipment.
- Countertops have galvanized steel reinforcing hat channels. Sound deadening tape is factory installed. Top support options include NSF listed sprayed latex sound deadening and marine grade plywood backing with white laminate facing.
- Standard packaging is wood reinforced cardboard and is included in the cost. Full crating available.

NOTE: Plumbing, electrical and refrigeration services available upon request, consult factory.

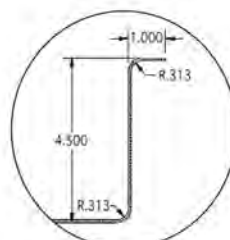
Although every attempt has been made to ensure the accuracy of the data in this publication, we cannot be responsible for pinting or typographical errors or omissions.



Detail 1



Detail 2



Detail 3



AWS BIO-PHARMA TECHNOLOGIES



Cleanroom
+ Lab Solutions



CLEAN³
MODULAR SYSTEMS

1.877.297.7763 • WWW.CLEAN-CUBED.COM

Cleanroom + Lab Solutions



CLEAN³
MODULAR SYSTEMS



single
(shown with optional hangers)



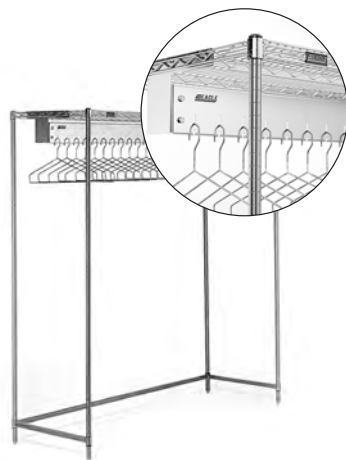
double
(shown with optional hangers)



cantilevered
(shown with optional hangers)

Gowning Racks - with Hanger Rail

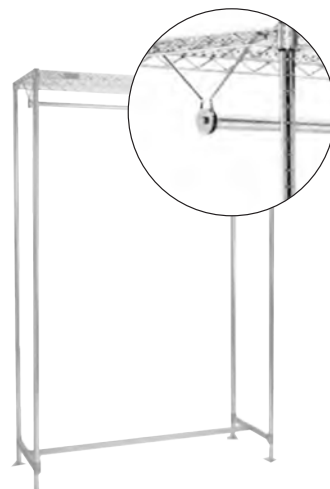
These racks are designed for efficient storage of garments in the cleanroom. Available in stainless steel or electropolished finishes. The stainless steel construction offers a non-contaminating surface that eliminates particle shedding. The electropolished models feature electrochemically passivated surfaces, for the most demanding requirements. 24" width, 75" height, and available in 48" to 84" lengths. Hanger slots are standard 3" centers. Other center configurations are available.



hanger slots on
standard 2 1/2" centers
(shown with optional hangers)



hooks welded on
standard 1 1/2" centers
on all four shelf sides



1" diameter tubular bar
mounted underneath wire shelf

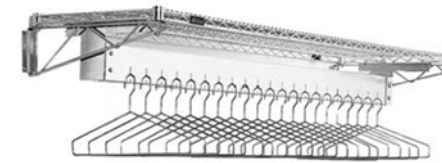
Gowning Racks - with Wire Shelving Components

These racks incorporate standard wire shelving featuring patented QuadTruss® design, with specially designed gown storage options. They offer a more economical rack option in less demanding environments. Available in chrome-plated steel as well as electropolished and stainless steel models. Available in 14" and 24" widths, and 48" to 72" lengths. 86" height.



CLEAN³
MODULAR SYSTEMS


1.877.297.7763 • WWW.CLEAN-CUBED.COM



racks with hanger slots
(shown with optional hangers)



rack with hanger tube



rack with hooks

Wall-Mounted Gowning Racks "Space Management Solutions"

Racks with Hanger Slots

This gowning rack is available in lengths of 48" [17 hangers], 60" [22 hangers], or 72" [27 hangers] and width of 24". Wall mounted, and includes open wire top shelf for laminar flow. Available in electropolished stainless steel or chrome finish. Hangers are optional.

Racks with Hanger Tube

Like the freestanding model, this model features a 1" diameter tubular bar which mounts easily to underside of wire shelf and comes in width of 18" and lengths of 48", 60", and 72". Wire design facilitates laminar flow. Available in electropolished or chrome finish.

Racks with Hooks

This compact design is 14" in width and comes in lengths of 48" [30 hooks], 60" [38 hooks] or 72" [46 hooks]. Available in electropolished or chrome finish.

Hangers and Hanger Bar Kits

Open Loop Hangers

For all gowning rack models that employ hangers. Available in chrome, brush finish, or electropolished stainless steel.

Two-Piece Hangers

For use with non-removable hanger models. The top component is affixed to the gowning rack, while the bottom component is removable for convenient mounting of the garment. Available in chrome, brush finish, or electropolished stainless steel.

Closed Loop Hangers

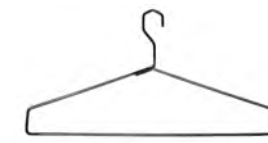
For use with tubular gowning racks. Hangers are not removable from rack. Available in chrome, brush finish, or electropolished stainless steel.

Slanted Hanger Bar Kits

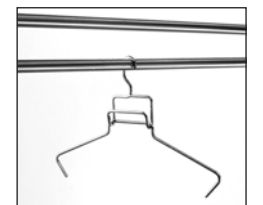
Used to retrofit existing shelving into freestanding or wall-mounted gowning racks. Hanger slots on 2 1/2" centers. 24" shelf width required. Available in chrome, brush finish, or electropolished stainless steel.

Tubular Hanger Bar Kits

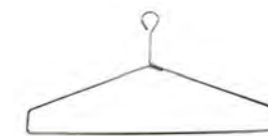
Rack employs both closed loop hangers and open loop hangers. Available in stainless steel and chrome. Width 18", and length ranges from 48" to 72".



open loop hanger



two-piece hanger



closed loop hanger



slanted hanger bar kits
(shown with optional hangers)

tubular hanger bar kits
(shown with optional hangers)



CLEAN³
MODULAR SYSTEMS

1.877.297.7763 • WWW.CLEAN-CUBED.COM



solid gowning bench



heavy duty gowning bench
with adjustable 4-sided frame



gowning bench with
standard undershelf
(shown with optional
shelf and dividers)



economical
gowning bench
using wire shelving
components

Gowning Benches

Solid Gowning Bench

Benches include flanged stainless steel foot plates for convenient attachment to the floor. Available in brushed 304 stainless steel or electropolished finish. Widths of 9" and 12", lengths up to 84", and height of 17".

EL Series Heavy Duty Solid Gowning Bench

Heavy-duty benches feature hat channel on underside of seat. Stainless steel foot. 14 gauge type 304 stainless steel. 16" front-to-rear, lengths up to 84" and 17" height. Available with welded or adjustable H-frame, or with adjustable 4-sided frame.

Gowning Bench with Undershelf Storage

Available with perforated or solid seat. Wire undershelves offer optional bootie storage. These units come complete with designated seat, legs, foot plates, and one wire undershelf (additional wire shelves and dividers are optional). Available in electropolished or stainless steel finish. Seating area is 18" wide, and wire undershelf is 14" wide. Length up to 72" and height of 19".

Wire Gowning Bench

Economical gowning bench with wire shelving components offers 62% laminar flow. Ideal for less demanding environments or for use during construction as the room is brought into clean. All units feature four 18" legs with foot plates, one 3-sided channel frame, and one wire shelf. 14" width, 18" height, and available in lengths up to 72".

Carts and Wire Shelving Units

Open wire construction promotes higher visibility and permits greater air circulation, which reduces dust and contamination build-up. QuadTrusse design makes shelves up to 25% stronger. Posts are numbered on vertical 1" increments to ensure fast, level assembly of shelves and maximum flexibility for unit/cart configuration. Numerous sizes and combinations are available. Accessories available include dividers, ledges, label holders, enclosure panels, and more



two-shelf utility cart



wire shelving unit



angled wire shelf cart

Stainless Utility Carts

Ideal for light to medium-duty transport in virtually any environment. Three stainless steel shelves welded to angle legs and caster channel frame. Four 4" diameter swivel plate casters. 1" diameter handle on one end. Available with standard 1" high upturn on ends and rear of top and center shelves, or 1" high upturn on all sides of all shelves.



PATENTED!
(Patent #7,992,731)




channel of shelf corner
fits into slot of collar
attached to split sleeve

Quad-Adjust[®] Wire Shelving

*Add to your existing
shelving without
having to disassemble
the entire unit.*

Assembly is a simple 3-step exercise:



Step 1

Snap the split sleeves onto a post over the number of your choice.



Step 2

Attach the Quad-Adjust slotted collar onto the split sleeves.



Step 3

Slide shelf into slotted collar to complete.

- Shelves feature special interlocking corners that fit in slots of collars mounted to split sleeves, allowing addition or removal of a shelf without the need to disassemble the entire shelf unit.
- Tapered split sleeves create a positive lock that becomes stronger as the load increases.
- Leveling feet are provided to help compensate for uneven floor surfaces.
- Shelf utilizes a pincer-type design with the mat wire sandwiched between the two top truss wires, adding significant strength and distributing the entire load without stress and strain on the welds.
- Available in standard finishes.
- Accommodates standard wire shelving accessories.

patented
QuadTruss[®]
design

(Patent #5, 390, 803)

Cleanroom + Lab Solutions



floor trough with subway-style stainless steel grating

Floor Troughs

Floor troughs include built-in pitch towards drain ensuring complete drainage. Secured with anchor straps. Stainless steel drain accommodates up to a 4" diameter pipe, and removal be perforated stainless steel basket. Stainless steel subway-style grating or fiberglass grating.

Anti-Splash Floor Troughs

"Anti-Splash" Floor Trough design assures complete drainage while preventing splashing back onto the floor. Features yellow fiberglass grating. Wide T-Bar Fiber glass Grating available. ADA-compliant. Wider T-bar width provides a more solid walking area, and prevents objects from falling through. Resistant to corrosion, skid, fire, chipping and cracking.



heavy duty gowning bench with adjustable 4-sided frame

Cool Trough® Water Tempering Systems

Integral mechanical temperature sensor maintains water temperature of 130F or less. Built-in pitch towards drain ensures complete drainage. Features gray fiberglass grating. No Electrical connection required.

Anti-Splash Cool Trough Water Tempering Systems

Anti-Splash Cool Trough Water Tempering System design features a wide range of sizes. Both systems with Fiberglass Grating or with Subway-style stainless steel grating are offered in dimensions 15" X 12" through 96" X 93".



cool trough water tempering system

SPEC-MASTER® Enclosed Worktables with Flat or Up-Turned Top

SPEC-MASTER Enclosed Worktables are top mechanically polished to a satin finish and include an all-welded cabinet. Sound-deadened between top and frame. 1½" diameter type 304 stainless legs. 1" adjustable feet. 1½" sanitary rolled rim on front and back with square edge on ends for flush fit. Available with backsplash for an additional cost.



Also available!
SPEC-MASTER
Marine Counter Edge Cabinets



CLEAN³
MODULAR SYSTEMS

1.877.297.7763 • WWW.CLEAN-CUBED.COM

Cleanroom + Lab Solutions



Stainless Steel Cabinets

Wall Cabinets


Heavy gauge stainless steel construction. Back is recessed, with full length concealed mounting plate for easy installation. Standard with fixed center shelf. 28" overall height. Lengths from 36" to 96" available. Options include open front, hinged doors, or sliding doors.

Vertical Storage Cabinets

Features 18-gauge stainless steel cabinet body. Three shelves are adjustable on 4" vertical centers, double pan 20-gauge stainless steel hinged doors, and transverse rod handles featuring keyed locks are standard. Available in 36" and 48" lengths. Flat top or slanted top models available. Optional 5" plate casters with brake available.

Shoe Racks

Wire shelves offer the optimum combination of laminar flow and ventilation for the storage of cleanroom shoes. Rods and tabs run through the shelves to create cubbies for each pair of shoes. Optional snap-on plastic label holders are available for identification of each storage unit. Available finishes are chrome and electropolished stainless steel. Foot plates are included for fastening the unit to the floor. 14" width, ranging in lengths from 24" to 72", and up to 86" in height.



shoe rack



roll bag dispenser

Roll Bag Dispensers

Provides an effective means of dispensing rolls of bags or film. An easy way to establish protocol, by color of cleanroom waste, avoiding inadvertent mixing of non-compatible items. Standard unit consists of two 14" x 48" wire shelves, one 3-sided channel frame, eight removable dispensing bars and four 74" posts with 30" outrigger feet for stability. Dispensing bars are adjustable on 1" increments. Available in stainless steel or chrome finish. Unit measures 30" wide, 48" length, and 75" height. Custom sizes also available.

Security Units

Security units range from 17¼" to 33¼" in width, 33¼" to 63¼" in length, and 69" height. Ideal for storing and transporting valuable materials. Security units are offered in chrome or electropolished stainless steel finish. Stationary and mobile units available.




full-size mobile security unit
(shown with optional center shelf)



CLEAN³
MODULAR SYSTEMS

1.877.297.7763 • WWW.CLEAN-CUBED.COM

Cleanroom + Lab Solutions



adjustable post wire wall mount systems
(shown with standard wire shelves)

Adjustable Posts Wire Wall Mount Shelf Systems

The adjustable wall mount provides wall storage and facilitates laminar flow. Use with standard wire shelves (*sold separately*). Designed to hold up to four tiers. The shelf widths range from 14" to 24" and the post height range from 14" to 63". Available in chrome and stainless steel.

AdjuSTable® Work Surface Systems

CLEAN³ AdjuSTable System allows you to create work surfaces in the configuration of your choice. Each work surface system comes with four 33" posts and your choice of the following bases: two C-frames; two H-frames; one C-frame and one wire undershelf; or one H-frame and one wire undershelf. Work surfaces are available with solid or perforated tops, brushed or electropolished. Available sizes are 24" to 36" in width and 36" to 60" in length. Table bases are available in chrome or stainless steel. Optional keyboard, utility drawers, and casters are available.



AdjuSTable with H-frame
and wire undershelf



C-frame AdjuSTable with cantilever
overshelf system and optional drawer

AdjuSTable® Overshelf Systems

CLEAN³ AdjuSTable Overshelf System allows you to create work surfaces enhanced with two wire or cantilevered overshelves. Each work system comes with the two overshelves (*two 29" posts come with wire overshelves only*), two 33" front posts, two 63" rear posts, and your choice of the following table bases: two C-frames; two H-frames; one C-frame and one wire undershelf; or one H-frame and one wire undershelf. The available sizes are 24" to 36" width and 36" to 60" length. Work surfaces are available with solid or perforated tops, brushed or electropolished. Overshelves are offered in stainless steel or chrome finish. Optional keyboard, utility drawers, and casters are available.

CLEAN³ Modular Systems Table with cabinets by Rousseau



1.877.297.7763 • WWW.CLEAN-CUBED.COM



CLEAN³
MODULAR SYSTEMS

Cleanroom + Lab Solutions

Cleanroom Tables

Type 304 stainless steel tables are available with solid or perforated tops, brushed or electropolished finish. All perforated tops have 3/4" perforations on 1" centers, allowing for 40% laminar flow. Available in standard widths of 24", 30", and 36" and lengths from 36" to 96". Custom sizes available upon request. All cleanroom tables are alcohol-wiped and cleanroom bagged. Standard table bases are C-frame or H-frame in brushed or electropolished finish. Undershelves are available on request.



Lab Workstations

Spec-master workstations feature a 14 or 16 gauge stainless steel top. All workstations are available with an adjustable stainless steel undershelf or tubular base. Left and right ends are turned down 90° providing a flat surface so tables can be placed end to end. Sound deadening insulation tape runs between hat channel and table top. All workstations feature our patented uni-lok system which provides greater strength and a bullnose edge on front and rear (without backsplash).



SE series



SE-BS series



STE series



STE-BS series



Mobile Table with Flex-Master® and Drawer

A totally flexible system for both new and existing operations when versatility is needed. A unique custom style overshelf system utilizing standard components. Unsurpassed style, strength, performance, and flexibility. Customize your table with an appropriate sink. **Unlimited combinations of shelves and utility racks to meet any need – Imagine the possibilities!**



Height Adjustable Tables

Perfect for all of your ergonomic table needs. Tables adjust from 32" to 40" in height. The easy-to-adjust handle can be located at the left, right or center of the table. Available in 24" and 30" widths, and lengths ranging from 48" to 72". Tops are reinforced with stainless steel hat and leg channels, with patented uni-lok channel gusset system.



with type 304
stainless steel top



CLEAN³
MODULAR SYSTEMS

1.877.297.7763 • WWW.CLEAN-CUBED.COM

Cleanroom + Lab Solutions

Stainless Steel Change Part Storage Cart

CLEAN³ change part storage carts feature hemmed safety edges (on all openings), double-panel reinforced doors with integral drains, and hinges (fitted with precision self-lubricating bushing and pins). Interlocking cabinet design ensures rigidity and quiet operation. Available in single, double, and extended double-width units.



stainless steel change part storage cart

Workstations

Stationary Workstations feature open wire construction offer 62% laminar flow with up to 800 lb load-bearing capacity. Available in electropolished stainless steel or chrome finish. 24" width, and available in 36" or 48" length. Optional keyboard drawer available.

Mobile Workstations allow for easy relocation of stations as needed. Features four 5" poly stem casters (two with brake). Overshelves are heightadjustable in 1" increments for flexible and accurate placement without the use of tools. 24" width, and available in 36" or 48" length. Available in stainless or chrome finish. Optional keyboard drawer available.



mobile computer workstation with optional mouse shelf

Mobile Computer Workstations

Open wire workstation allows for laminar flow. Reduces moisture and dust build-up. Comes with standard keyboard drawer. Mouse shelf is optional. Available in chrome or stainless steel finish. 5" swivel casters with choice of resilient or polyurethane tread. 24" or 36" width, 24" or 36" length, 53 3/8" overall height.



SpecFAB[®] Custom Capabilities

Custom equipment manufactured to your specifications! Likewise our applications are comprised of specially fabricated, stainless steel equipment or pre-fab modular components (or a combination of both) resulting in a simple design, approval and fabrication process. Our equipment is built to your exact specifications, pre-wired and pre-plumbed (if applicable), and shipped with shorter lead times at a lower overall cost.

Manufacturing Capabilities

- Engineering and design assistance
- Room layouts provided
- Standard and custom built stainless products
- Small to large order capacities
- Designed and built to industry standards
- Quality controlled throughout process
- In-house equipment capabilities and standard products provide economical solutions
- Electropolishing services



1.877.297.7763 • WWW.CLEAN-CUBED.COM

Cleanroom + Lab Solutions

FN Series or 314 Series Sinks

Deep drawn sinks have a generous radius and are rectangular for maximum capacity. Legs are galvanized, 1 1/2" diameter and welded adjacent to sink bowl for maximum stability and support. Sinks come standard in one, two, three, or four compartments with or without drainboards.



3-bowl FN series sink with drainboards

Traditional Hand Sinks

Hand sinks are type 304 stainless steel all-welded construction. Deep-drawn, one-piece, seamless bowls. Models vary from the traditional hand sink with faucet to the electronic hand sink with soap and towel dispenser and hot water heater. Available in both wall mount and pedestal type models.



HSA-10-FE-B-T-NB-MG Hand Sink
14 1/16" x 18 7/8" x 29 1/8"



304 stainless steel traditional hand sink

Hand Sinks with Dispenser

Hand Sinks with Standard Towel Dispenser and/or Soap Dispenser offer deep-drawn positive drain and splash mount gooseneck faucets on all models. All sinks are composed of 304 series stainless steel, including towel dispenser. Soap dispenser on all models holds 16 ounces. Towel dispenser holds 4" X 10" (102 x 254cm) and C-fold disposable paper towels.



HSA-10-FWLDP-LRS hand sink
14 1/16" x 18 7/8" x 29 1/8"

Touch-Free Handwashing System

The Touch-Free Handwashing System is constructed of type 304 stainless steel with deep-drawn positive drain sink bowl, basket drain, inverted "V" edge to prevent spillage, removable stainless steel trash container, and MICROGARD[®] antimicrobial protection. T&S electronic-eye faucet with hydrogenerator power source, hard roll paper towel dispenser, hands-free hand sanitizer dispenser, hands-free soap dispenser, glove rack and white bristle nail brush. Other systems available feature hand sink with skirt only (no waste receptacle) or hand sink with end splashes.



HSA-10-FDPEE hand sink
14 1/4" x 19 1/4" x 31 1/4"

Electronic Eye Hand Sinks with AC Power and Microgard

Electronic Eye Hand Sinks feature electronic "eye" sensor beam that activates water flow and adjusts from 3" to 12". Requires 120-volt, 15-amp electricity plus 120-volt AC adapter. Further, our electronic eye hand sinks offer a splash mount gooseneck spout, lever or basket drain and Y-inlet non-adjustable mixing valve. The Microgard serves as an anti-microbial agent containing built-in protection to retard the growth of a broad range of bacteria.



HFL-5000 Touch-Free Handwashing Systems



1.877.297.7763 • WWW.CLEAN-CUBED.COM